



Q85666



323913



323912



101948

17-34 cm

Use knot ② ③



25 mm

335625



Ø 30

900688



Q85668



300871

Use knot ④

600890 2018-11



7 320186 008908



panduro
www.panduro.com

Macramé Decoration

DIY by Panduro

INSTRUCTIONS





Macramé at home

We're seeing it everywhere – in design magazines, interior decor articles and red carpet outfits. We're talking about macramé knotting techniques. This traditional handicraft is ultra trendy, so what could be better than using it to make fun DIY projects?

Try out different combinations of knots and threads; you can make beautiful, practical pieces for decorating both your home and yourself!




Watch our DIY-movie "Learn macramé"

① LARK'S HEAD KNOT




② SQUARE KNOT



③ ALTERNATING SQUARE KNOT




④ HALF KNOT



⑤ HALF HITCH



⑥ DOUBLE (DIAGONAL) HALF HITCH



Q85669



Use knot ① ③ ⑤ ⑥



323868

25 mm



335625